


GT & Prototype Challenge SPA RACING FESTIVAL Collective Test 1

Analysis

■ Personal Best ■ Session Best ■ Crossing the finish line in pit lane

Lap	Time	Sector 1	Sector 2	Sector 3	T. Spd	Elapsed	Lap	Time	Sector 1	Sector 2	Sector 3	T. Spd	Elapsed
101 Daan Meijer NL													
JR Motorsport Mercedes AMG SLS GT3													
1	4:36.191	2:32.686	1:20.621	42.884	176.5	4:36.191	5	2:37.113	44.117	1:12.944	40.052	245.2	19:40.476
2	2:41.503	48.030	1:13.615	39.858	235.6	7:17.694	6	2:41.750	44.172	1:12.856	44.722	244.6	22:22.226
3	2:34.822	43.261	1:11.965	39.596	241.9	9:52.516	7	2:47.389	46.415	1:18.661	42.313	163.4	25:09.615
4	2:44.910 B	42.531	1:10.177	52.202	256.2	12:37.426	8	2:49.230 B	44.044	1:15.651	49.535	249.1	27:58.845
5	8:23.297	6:33.158	1:11.581	38.558	235.6	21:00.723	9	6:35.701	4:36.781	1:18.259	40.661	193.5	34:34.546
6	2:30.605	42.597	1:09.511	38.497	255.6	23:31.328	10	2:36.468	43.820	1:12.879	39.769	252.0	37:11.014
7	2:32.826	42.287	1:09.750	40.789	257.4	26:04.154	11	2:36.530	43.688	1:13.001	39.841	243.5	39:47.544
8	2:32.070	42.322	1:11.007	38.741	256.8	28:36.224	12	2:36.092	43.505	1:12.197	40.390	252.0	42:23.636
9	2:50.609 B	42.111	1:12.586	55.912	256.2	31:26.833							
10	7:25.041	5:34.321	1:11.576	39.144	227.6	38:51.874							
11	2:31.636	42.756	1:10.161	38.719	255.0	41:23.510							
172 Henk Thuis NL													
PUMAXS Racing PumaX RT													
1	4:24.517	2:14.148	1:26.763	43.606	145.4	4:24.517							
2	2:43.205	46.150	1:17.324	39.731	167.5	7:07.722							
187 Jean Jacques Lega Porsche													
Team Roscar													
1	4:33.787	2:02.368	1:39.374	52.045	123.6	4:33.787							
2	2:54.591	52.931	1:19.200	42.460	179.4	7:28.378							
3	3:00.188 B	46.051	1:18.587	55.550	219.4	10:28.566							
4	3:58.299 B	1:42.831	1:19.751	55.717	226.7	14:26.865							
5	3:52.484	1:47.517	1:19.108	45.859	215.9	18:19.349							
6	2:47.992	47.270	1:18.163	42.559	225.3	21:07.341							
7	3:03.240 B	45.485	1:20.425	57.330	232.5	24:10.581							
8	5:28.387	3:29.021	1:17.332	42.034	238.7	29:38.968							
9	2:44.530	45.328	1:17.210	41.992	234.5	32:23.498							
10	2:50.558	45.164	1:18.999	46.395	223.4	35:14.056							
11	3:15.267 B	46.356	1:27.377	1:01.534	215.9	38:29.323							
188 Laurent Cochard Porsche													
Team Roscar													
1	3:48.166	1:34.770	1:26.472	46.924	146.8	3:48.166							
2	2:50.534	48.477	1:18.822	43.235	189.4	6:38.700							
3	2:46.279	47.418	1:16.665	42.196	193.2	9:24.979							
4	2:44.641	46.529	1:16.132	41.980	200.3	12:09.620							
5	2:43.236	45.993	1:15.852	41.391	204.5	14:52.856							
6	2:42.292	45.856	1:15.259	41.177	201.4	17:35.148							
7	2:52.926 B	46.464	1:14.528	51.934	210.4	20:28.074							
8	5:37.420	3:34.263	1:18.953	44.204	189.8	26:05.494							
9	2:49.417	46.838	1:18.431	44.148	194.5	28:54.911							
10	2:46.020	46.925	1:16.080	43.015	190.4	31:40.931							
11	2:45.475	46.782	1:16.101	42.592	192.1	34:26.406							
12	2:41.217	45.587	1:14.440	41.190	202.5	37:07.623							
13	2:42.470	46.964	1:14.343	41.163	192.8	39:50.093							
14	2:41.618	45.902	1:14.255	41.461	202.2	42:31.711							
189 Jean Pierre Levasseur Porsche													
Team Roscar													
1	4:09.898	1:48.657	1:30.579	50.662	141.1	4:09.898							
2	3:16.664 B	55.029	1:20.895	1:00.740	183.7	7:26.562							
3	6:57.845	5:01.174	1:15.461	41.210	213.3	14:24.407							
4	2:38.956	44.653	1:13.971	40.332	197.7	17:03.363							
190 Georges Canas Porsche													
Team Roscar													
1	4:32.092	1:58.998	1:40.468	52.626	149.5	4:32.092							
2	2:57.073	55.549	1:18.981	42.543	176.8	7:29.165							
3	2:46.689	45.795	1:18.595	42.299	210.8	10:15.854							
4	2:56.280 B	45.736	1:18.514	52.030	204.1	13:12.134							
5	3:30.466	1:33.975	1:15.612	40.879	224.8	16:42.600							
6	2:41.600	44.516	1:15.953	41.131	237.6	19:24.200							
7	2:39.211	44.287	1:13.869	41.055	233.0	22:03.411							
8	2:37.704	44.188	1:12.921	40.595	238.2	24:41.115							
9	2:37.792	44.486	1:13.126	40.180	226.2	27:18.907							
10	2:55.762 B	43.747	1:21.695	50.320	236.1	30:14.669							
11	3:44.685	1:49.574	1:15.030	40.081	212.1	33:59.354							
12	2:39.737	44.510	1:15.221	40.006	213.3	36:39.091							
13	3:01.164 B	44.642	1:22.201	54.321	202.5	39:40.255							
191 David Defaux Porsche													
Team Roscar													
1	4:31.411	1:53.405	1:45.380	52.626	128.1	4:31.411							
2	3:09.515	54.435	1:27.236	47.844	183.4	7:40.926							
3	3:01.584	51.688	1:23.614	46.282	176.8	10:42.510							
4	2:58.741	50.825	1:22.097	45.819	214.2	13:41.251							
5	2:52.865	49.720	1:19.056	44.089	215.4	16:34.116							
6	2:52.854	48.719	1:20.000	44.135	228.6	19:26.970							
7	2:55.339	48.435	1:18.935	47.969	218.9	22:22.309							
8	3:08.658 B	48.595	1:20.562	59.501	198.8	25:30.967							
9	7:19.793	5:10.122	1:22.968	46.703	180.6	32:50.760							
10	3:00.127	49.975	1:22.399	47.753	188.8	35:50.887							
11	3:00.717	50.047	1:21.166	49.504	198.1	38:51.604							
12	2:55.408	49.415	1:20.635	45.358	201.4	41:47.012							
192 Patrick Michellier Porsche													
Team Roscar													
1	22:04.013	...	1:19.573	46.143	209.6	22:04.013							
2	2:41.874	45.590	1:15.393	40.891	226.7	24:45.887							
3	2:37.902	44.355	1:12.845	40.702	244.1	27:23.789							
4	2:35.484	43.647	1:12.494	39.343	234.5	29:59.273							
5	2:56.798 B	48.818	1:13.384	54.596	222.0	32:56.071							
6	5:55.577	3:46.706	1:19.907	48.964	179.4	38:51.648							
7	2:45.949	46.296	1:15.739	43.914	202.2	41:37.597							
193 Thierry Genetier Porsche													
Team Roscar													
1	4:41.088	4:41.088							
2	3:00.858	50.214	1:25.164	45.480	184.0	7:41.946							
3	8:51.429	50.747	1:21.481	6:39.201	201.4	16:33.375							
4	2:55.697	48.948	1:22.981	43.768	219.8	19:29.072							
5	2:54.730	48.042	...	22:23.802							



GT & Prototype Challenge SPA RACING FESTIVAL Collective Test 1

Analysis

■ Personal Best ■ Session Best ■ B Crossing the finish line in pit lane

Lap	Time	Sector 1	Sector 2	Sector 3	T. Spd	Elapsed	Lap	Time	Sector 1	Sector 2	Sector 3	T. Spd	Elapsed
6	2:52.822	47.612	1:21.266	43.944	196.3	25:16.624	8	2:21.713	40.656	1:04.006	37.051	253.2	24:02.317
7	2:49.045	47.701	1:17.787	43.557	226.2	28:05.669	9	2:29.861 B	40.702	1:04.856	44.303	253.2	26:32.178
8	2:50.761	48.071	1:18.112	44.578	218.5	30:56.430	10	5:07.170	3:19.293	1:08.589	39.288	228.6	31:39.348
9	2:54.601	47.954	1:22.587	44.060	224.3	33:51.031	11	2:21.351	41.102	1:04.229	36.020	249.1	34:00.699
10	2:51.838	47.684	1:19.036	45.118	218.0	36:42.869	12	2:25.654	43.069	1:06.383	36.202	245.7	36:26.353
11	3:34.539 B	56.183	1:33.051	1:05.305	166.2	40:17.408	13	2:23.680	40.643	1:05.048	37.989	252.6	38:50.033
							14	2:20.963	40.703	1:04.087	36.173	250.8	41:10.996

194 Régis Rego de Sebes
Team Roscar Porsche

1	11:04.765 B					11:04.765
2	10:10.941	7:52.228	1:31.670	47.043	159.8	21:15.706
3	2:51.090	49.503	1:19.057	42.530	194.2	24:06.796
4	2:44.291	45.954	1:16.304	42.033	218.0	26:51.087
5	2:46.125	47.018	1:17.140	41.967	219.4	29:37.212
6	2:45.097	46.096	1:17.031	41.970	224.3	32:22.309
7	2:51.098	45.672	1:20.807	44.619	221.6	35:13.407
8	2:41.201	45.408	1:15.284	40.509	226.7	37:54.608
9	2:41.654	45.579	1:13.983	42.092	210.0	40:36.262

197 Thomas Winkler D
Team Roscar Porsche 997 GT3 Cup

1	4:33.590	2:12.895	1:30.335	50.360	123.3	4:33.590
2	2:53.851	52.273	1:19.050	42.528	190.8	7:27.441
3	3:05.193 B	45.999	1:25.180	54.014	197.4	10:32.634
4	5:22.187	3:23.005	1:17.040	42.142	197.0	15:54.821
5	2:43.658	45.181	1:17.992	40.485	227.6	18:38.479
6	2:38.039	44.421	1:13.728	39.890	227.2	21:16.518
7	2:37.897	44.558	1:13.609	39.730	221.1	23:54.415
8	3:06.326 B	46.355	1:21.995	57.976	166.7	27:00.741
9	7:46.369	5:48.016	1:14.825	43.528	202.5	34:47.110
10	2:41.253	47.260	1:14.219	39.774	216.7	37:28.363
11	2:36.932	43.846	1:13.407	39.679	232.5	40:05.295

198 Tomas / Alfred Pfister / Winkler D
Team Roscar Porsche 997 GT3 Cup

1	4:36.348	2:04.986	1:37.954	53.408	122.0	4:36.348
2	2:57.722	52.329	1:22.239	43.154	170.6	7:34.070
3	2:47.764	46.236	1:19.141	42.387	212.5	10:21.834
4	2:47.403	46.928	1:17.917	42.558	218.0	13:09.237
5	2:46.890	45.755	1:19.153	41.982	212.9	15:56.127
6	3:01.574 B	45.895	1:18.675	57.004	220.7	18:57.701
7	7:12.798	4:56.044	1:28.657	48.097	163.4	26:10.499
8	2:52.457	48.738	1:19.412	44.307	199.6	29:02.956
9	2:48.591	46.811	1:18.812	42.968	208.4	31:51.547
10	2:55.514	49.194	1:21.497	44.823	191.8	34:47.061
11	2:47.725	48.009	1:17.304	42.412	194.9	37:34.786
12	2:45.749	45.531	1:17.969	42.249	228.6	40:20.535

203 Jakub Smiechowski PL
Inter Europol Competition Ligier LMP3

1	7:06.291	5:09.782	1:16.531	39.978	193.8	7:06.291
2	2:30.357	42.703	1:09.837	37.817	232.5	9:36.648
3	2:26.868	41.858	1:07.795	37.215	248.5	12:03.516
4	2:23.078	41.393	1:05.262	36.423	249.1	14:26.594
5	2:25.764	42.261	1:06.960	36.543	245.7	16:52.358
6	2:25.203	40.874	1:07.738	36.591	252.6	19:17.561
7	2:23.043	40.617	1:05.881	36.545	253.8	21:40.604

204 Martin Hippe
Inter Europol Competition Ligier LMP3

1	5:31.409					5:31.409
2	2:26.598					7:58.007
3	2:28.842					10:26.849
4	2:24.512					12:51.361

222 David / Gary Hauser / Hauser L
Racing Experience Ligier LMP3


1	5:12.830	3:14.139	1:18.406	40.285	177.1	5:12.830
2	2:29.281	43.060	1:08.716	37.505	243.0	7:42.111
3	2:29.631	42.084	1:09.564	37.983	250.8	10:11.742
4	2:22.877	41.206	1:05.196	36.475	251.4	12:34.619
5	2:22.242	40.846	1:05.077	36.319	253.2	14:56.861
6	2:30.911 B	41.295	1:05.271	44.345	252.6	17:27.772
7	4:10.460	2:25.276	1:08.329	36.855	217.2	21:38.232
8	2:25.018	41.422	1:05.031	38.565	253.2	24:03.250
9	2:21.878	40.941	1:04.883	36.054	254.4	26:25.128
10	2:24.089	40.671	1:05.928	37.490	254.4	28:49.217
11	2:24.124	40.894	1:04.916	38.314	251.4	31:13.341
12	2:23.553	40.666	1:06.332	36.555	253.8	33:36.894
13	2:25.735	41.302	1:06.643	37.790	252.6	36:02.629
14	2:33.498 B	40.732	1:08.312	44.454	251.4	38:36.127

227 Stephane Lemeret
1 3:50.141 **B** 1:25.869 1:29.947 54.325 159.1 3:50.141

2	5:12.295	3:27.141	1:08.822	36.332	213.7	9:02.436
3	2:22.895	40.416	1:06.649	35.830	258.0	11:25.331
4	2:18.041	40.117	1:02.575	35.349	258.0	13:43.372
5	2:20.417	42.428	1:02.687	35.302	253.8	16:03.789
6	2:27.935 B	39.565	1:05.480	42.890	264.3	18:31.724
7	5:25.471	3:42.533	1:05.492	37.446	256.2	23:57.195
8	2:19.772	41.182	1:03.108	35.482	256.2	26:16.967
9	2:23.292	41.017	1:06.179	36.096	250.8	28:40.259
10	2:18.386	39.851	1:02.932	35.603	261.1	30:58.645
11	2:18.696	40.131	1:02.951	35.614	259.2	33:17.341
12	2:20.674	39.897	1:04.503	36.274	260.5	35:38.015
13	2:20.974	40.047	1:05.488	35.439	252.6	37:58.989
14	2:29.386 B	40.211	1:06.400	42.775	226.2	40:28.375

228 Oliver Freymuth D
Oliver Freymuth Renault RS01 Trophy

1	4:35.674	2:31.244	1:20.432	43.998	180.6	4:35.674
2	2:37.011	47.380	1:10.819	38.812	241.3	7:12.685
3	2:29.896	42.030	1:09.622	38.244	259.2	9:42.581
4	2:38.303 B	44.092	1:08.885	45.326	256.2	12:20.884
5	16:21.919	...	1:08.435	45.584	254.4	28:42.803
6	2:26.372	41.443	1:07.635	37.294	258.0	31:09.175



GT & Prototype Challenge SPA RACING FESTIVAL Collective Test 1

Analysis

Personal Best Session Best B Crossing the finish line in pit lane

Lap	Time	Sector 1	Sector 2	Sector 3	T. Spd	Elapsed	Lap	Time	Sector 1	Sector 2	Sector 3	T. Spd	Elapsed
7	2:27.486	41.019	1:08.764	37.703	259.2	33:36.661	4	2:37.397	45.321	1:13.187	38.889	227.2	14:06.107
8	2:27.401	42.156	1:07.495	37.750	258.0	36:04.062	5	2:33.289	44.011	1:09.090	40.188	234.0	16:39.396
9	2:27.749	41.728	1:08.781	37.240	261.1	38:31.811	6	2:39.423 B	44.025	1:10.642	44.756	222.5	19:18.819
10	2:24.551	40.619	1:06.961	36.971	264.3	40:56.362	7	4:24.043	2:36.918	1:08.289	38.836	171.7	23:42.862
							8	2:30.109	44.232	1:07.366	38.511	228.6	26:12.971
							9	2:33.029	45.437	1:09.383	38.209	230.1	28:46.000

243 Roman Krumins

1	4:23.340	2:11.387	1:28.757	43.196	162.0	4:23.340
2	2:43.720	46.758	1:16.978	39.984	173.7	7:07.060
3	2:34.945	43.844	1:11.548	39.553	220.7	9:42.005
4	2:32.327	45.089	1:09.474	37.764	226.2	12:14.332
5	2:32.660	43.031	1:11.832	37.797	204.5	14:46.992
6	2:29.637	42.442	1:08.115	39.080	246.3	17:16.629
7	2:28.842	44.030	1:07.087	37.725	242.4	19:45.471
8	2:41.544 B	42.286	1:09.104	50.154	244.1	22:27.015
9	4:55.185	3:06.690	1:09.636	38.859	223.9	27:22.200
10	2:26.819	41.818	1:07.198	37.803	244.6	29:49.019
11	2:30.379	41.475	1:10.090	38.814	244.1	32:19.398
12	2:41.349 B	41.482	1:13.096	46.771	248.5	35:00.747
13	3:08.626	1:20.137	1:08.318	40.171	248.0	38:09.373
14	2:25.260	41.316	1:05.769	38.175	247.4	40:34.633

257 Jean-Pierre / Jean-Marc Lequeux / Uel

Prime Racing		Ginetta Nissan G57				
1	4:11.672	2:01.951	1:26.376	43.345	145.3	4:11.672
2	2:48.483 B	45.577	1:13.654	49.252	202.9	7:00.155
3	3:37.080	1:43.741	1:12.818	40.521	226.2	10:37.235
4	2:30.513	42.233	1:09.979	38.301	242.4	13:07.748
5	2:26.336	41.202	1:07.532	37.602	246.3	15:34.084
6	2:24.630	40.927	1:06.929	36.774	250.3	17:58.714
7	2:23.975	40.820	1:06.679	36.476	254.4	20:22.689
8	2:33.101 B	40.825	1:06.425	45.851	261.1	22:55.790
9	5:57.436	4:07.696	1:09.385	40.355	255.0	28:53.226
10	2:24.143	40.880	1:06.732	36.531	259.2	31:17.369
11	2:23.115	40.411	1:06.746	35.958	259.9	33:40.484
12	2:23.801	40.245	1:06.502	37.054	261.1	36:04.285
13	2:26.155	40.525	1:08.721	36.909	247.4	38:30.440
14	3:01.549 B	40.361	1:11.715	1:09.473	257.4	41:31.989

337 Gerry / Miles Hulford / Hulford

Gerry Hulford		Wolf GB08				
1	8:37.245	6:17.047	1:31.764	48.434	175.1	8:37.245
2	3:10.666 B	51.509	1:22.949	56.208	153.5	11:47.911
3	5:26.932	3:29.553	1:15.831	41.548	194.5	17:14.843
4	2:39.959	46.488	1:11.765	41.706	196.3	19:54.802
5	2:36.929	46.210	1:10.904	39.815	207.2	22:31.731
6	2:38.921	45.648	1:13.535	39.738	194.9	25:10.652
7	2:45.868 B	44.865	1:10.157	50.846	210.4	27:56.520
8	6:50.318	4:42.162	1:22.862	45.294	187.5	34:46.838
9	2:57.477	52.297	1:20.985	44.195	204.8	37:44.315
10	2:50.252	49.143	1:17.602	43.507	212.9	40:34.567

387 Max / Robert Aschoff / Aschoff

Max Aschoff		Praga R1T				
1	6:19.544	4:19.201	1:16.553	43.790	163.4	6:19.544
2	2:35.931	47.820	1:08.956	39.155	223.4	8:55.475
3	2:33.235	45.147	1:09.715	38.373	227.6	11:28.710

388 Ales Jirasek

1	9:53.236	5:09.654	1:25.966	3:17.616	116.6	9:53.236
2	2:34.798	43.544	1:08.806	42.448	237.6	12:28.034
3	2:28.692	43.397	1:06.808	38.487	234.5	14:56.726
4	2:26.868	43.416	1:05.836	37.616	237.6	17:23.594
5	2:38.368 B	42.906	1:07.162	48.300	236.1	20:01.962
6	4:37.312	2:50.350	1:08.704	38.258	235.1	24:39.274
7	2:24.408	42.935	1:04.333	37.140	235.1	27:03.682
8	2:23.551	42.233	1:04.427	36.891	237.6	29:27.233
9	2:25.273	41.698	1:06.381	37.194	245.2	31:52.506
10	2:42.949 B	43.353	1:09.552	50.044	225.3	34:35.455
11	3:45.568 B	1:37.101	1:15.653	52.814	233.0	38:21.023

390 Siegmair Pfeifer


Powermotorsports		Norma V8				
1	4:37.195	2:42.042	1:14.868	40.285	190.1	4:37.195
2	2:37.968	47.695	1:11.272	39.001	223.9	7:15.163
3	2:29.221	40.909	1:08.665	39.647	224.8	9:44.384
4	2:39.704 B	43.245	1:09.408	47.051	210.8	12:24.088
5	5:07.721	3:22.549	1:07.933	37.239	255.6	17:31.809
6	2:25.009	41.324	1:06.575	37.110	229.6	19:56.818
7	2:25.539	40.276	1:04.857	40.406	253.8	22:22.357
8	2:22.202	40.099	1:05.550	36.553	246.3	24:44.559
9	2:21.971	40.303	1:05.704	35.964	239.2	27:06.530
10	2:23.644	40.023	1:07.061	36.560	224.8	29:30.174
11	2:22.685	39.919	1:06.487	36.279	251.4	31:52.859
12	3:53.671 B	41.827	1:49.955	1:21.889	200.3	35:46.530

396 Alastair / Alain Boulton / Berg

VR Motorsport		Praga R1T				
1	12:28.953					12:28.953
2	2:35.299					15:04.252
3	2:31.931					17:36.183
4	2:29.927					20:06.110
5	2:28.127					22:34.237
6	2:32.504					25:06.741
7	2:26.407					27:33.148
8	2:26.836					29:59.984
9	2:31.875					32:31.859
10	2:38.018					35:09.877
11	2:29.442					37:39.319
12	2:27.464					40:06.783

402 Dick van Elk

V-Max Racing		Praga R1				
1	5:46.435	3:40.838	1:20.887	44.710	142.2	5:46.435
2	3:11.093	1:16.000	1:12.349	42.744	199.2	8:57.528
3	2:52.127	48.069	1:22.047	42.011	202.9	11:49.655
4	2:43.175	47.112	1:12.185	43.878	204.5	14:32.830



GT & Prototype Challenge SPA RACING FESTIVAL Collective Test 1

Analysis

■ Personal Best ■ Session Best **B** Crossing the finish line in pit lane

Lap	Time	Sector 1	Sector 2	Sector 3	T. Spd	Elapsed	Lap	Time	Sector 1	Sector 2	Sector 3	T. Spd	Elapsed
5	2:44.570	49.418	1:12.132	43.020	203.3	17:17.400							
6	2:42.806	49.173	1:11.534	42.099	203.3	20:00.206							
7	2:43.189	49.565	1:11.192	42.432	206.8	22:43.395							
8	2:51.608 B	48.044	1:11.849	51.715	205.2	25:35.003							
9	4:51.227	2:57.035	1:11.793	42.399	202.2	30:26.230							
10	2:41.025	47.401	1:12.238	41.386	204.1	33:07.255							
11	2:43.583	48.536	1:13.134	41.913	201.4	35:50.838							
12	2:43.602	48.332	1:13.865	41.405	202.9	38:34.440							
13	2:41.959	47.728	1:11.187	43.044	206.0	41:16.399							

403 Wim Jeuris B
Wim Jeuris Radical SR3L

1	4:13.696	1:54.327	1:33.128	46.241	133.4	4:13.696
2	2:47.826	48.690	1:17.325	41.811	187.5	7:01.522
3	2:44.484	46.378	1:16.121	41.985	189.1	9:46.006
4	2:52.903 B	45.323	1:13.352	54.228	210.8	12:38.909
5	3:55.452	2:02.452	1:13.079	39.921	197.0	16:34.361
6	2:35.532	45.032	1:10.568	39.932	218.5	19:09.893
7	2:34.771	44.998	1:10.483	39.290	226.7	21:44.664
8	2:33.057	44.208	1:09.515	39.334	226.7	24:17.721
9	2:33.530	44.414	1:09.467	39.649	230.1	26:51.251
10	2:32.827	44.471	1:09.461	38.895	227.2	29:24.078
11	2:34.126	44.350	1:10.716	39.060	230.1	31:58.204
12	2:47.693 B	43.859	1:14.397	49.437	231.5	34:45.897
13	3:25.329	1:32.623	1:10.128	42.578	228.6	38:11.226
14	2:33.153	43.821	1:10.135	39.197	231.0	40:44.379

408 Daniel Schildgen

1	6:24.712	4:00.741	1:31.388	52.583	133.9	6:24.712
2	2:55.810	51.395	1:19.569	44.846	189.4	9:20.522
3	2:51.812	49.767	1:18.387	43.658	197.4	12:12.334
4	2:51.482	50.754	1:16.024	44.704	201.8	15:03.816
5	2:45.558	48.565	1:14.111	42.882	202.2	17:49.374
6	2:45.963	48.518	1:14.963	42.482	202.2	20:35.337
7	2:43.087	48.049	1:13.040	41.998	203.7	23:18.424
8	2:48.477	47.793	1:15.710	44.974	205.2	26:06.901
9	2:48.852	47.989	1:16.280	44.583	206.4	28:55.753
10	3:03.479 B	48.603	1:14.643	1:00.233	204.8	31:59.232
11	6:18.057	4:14.739	1:17.590	45.728	201.4	38:17.289
12	2:48.177	48.350	1:16.284	43.543	202.9	41:05.466